

ACTICRE

Local Equity

Actinver | Asset Management

FUND'S DESCRIPTION

October, 2024



Active Managed Equity Fund focused on a stock portfolio of companies with a significant market value discount and future growth perspectives.

FUND KEY ASPECTS



- Active Managed Equity fund specialized on companies in the Mexican Stock Exchange.
- Investment strategy based on companies with a significant market value discount and future growth perspectives.
- Historically, value strategies are among the top performers in the long run.

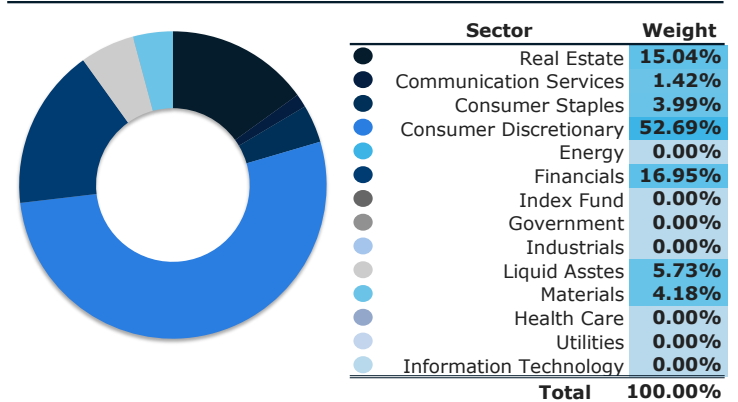
ACTINVER FUNDS



TOP 10 HOLDINGS¹

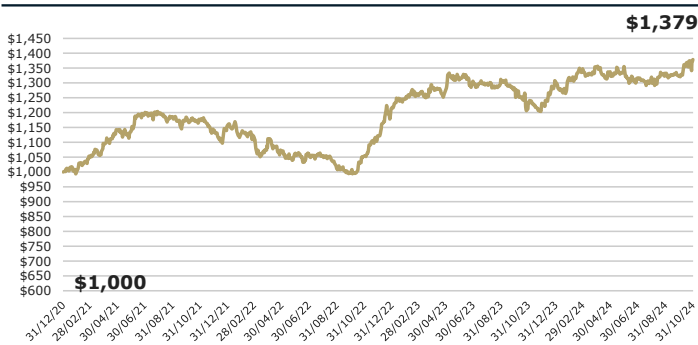
ID Price Vendor	Issuer	Sector	Weight
1_SPORT_S	Grupo Sports World SAB ...	Consumer ...	26.53%
1_VINTE_*	Vinte Viviendas Integra...	Consumer ...	17.74%
CF_FINN_13	Asesor de Activos Prism...	Real Esta...	15.04%
1_ACTINVR_B	Corp Actinver SAB de CV	Financial...	13.45%
1_CADU_A	Corpovael SA de CV	Consumer ...	4.55%
1_CEMEX_CPO	Cemex SAB de CV	Materials	4.18%
1_BAFAR_B	Grupo Bafar SAB de CV	Consumer ...	3.99%
1_HCITY_*	Hoteles City Express SA...	Consumer ...	3.84%
1_ALTERNA_B	Alterna Asesoría Intern...	Financial...	3.49%
1_AZTECA_CPO	TV Azteca SAB de CV	Communica...	1.42%
Total			94.24%

SECTOR BREAKDOWN¹

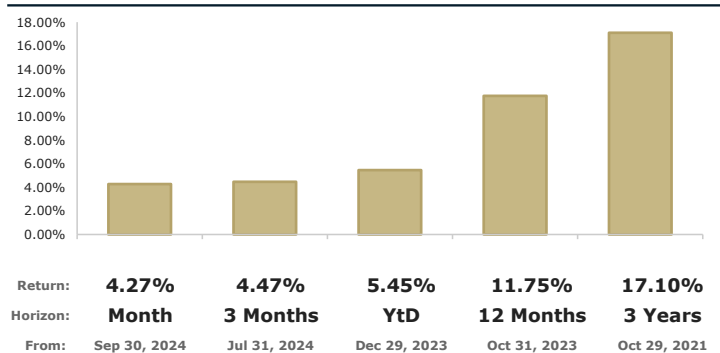


¹"Liquid Assets" includes 1-day government repo and/or deposit accounts in MXN, USD and/or EUR.

GROWTH OF HYPOTHETICAL \$1,000.00 MXN²



CURRENT RETURNS AS OF OCT 31, 2024; IN MXN, ABSOLUTE³



CALENDAR RETURNS; IN MXN, ABSOLUTE³

Share Class B	Jan	Feb	Mar	Apr	May	Jun	Jul	Aug	Sep	Oct	Nov	Dec	YEAR
2024	0.35%	2.70%	0.49%	-1.20%	1.31%	-2.95%	0.34%	0.95%	-0.75%	4.27%			5.45%
2023	2.79%	0.98%	2.06%	-1.47%	3.54%	-0.37%	-0.83%	1.32%	-2.12%	-3.92%	-0.21%	6.20%	7.81%
2022	-2.24%	-1.09%	-0.54%	-3.74%	-0.69%	-0.25%	-0.50%	-4.15%	-1.55%	5.76%	6.46%	8.16%	4.87%
2021	-0.10%	5.44%	3.66%	4.46%	-0.39%	5.17%	0.24%	-0.94%	-0.14%	-0.62%	-3.40%	1.67%	15.65%

Actinver | Asset Management

Acostúmbrese a ganar más!
For more information, please visit:
<https://www.actinver.com/fondos>
<https://www.actinver.com/acticre>

Call Center (CAT) +52 55-1103-6699

- Where to buy:
- Online Banking (e-Actinver)
 - Online Broker (Bursanet)
 - Actinver Brokerage Firm/Bank

Before investing please:
Consider the investment objectives, risks, charges and expenses of the fund or annuity and its investment options. Contact Actinver for a free prospectus and, if available, summary prospectus containing this information. Read it carefully.

¹ All data based on holdings as of Oct 31, 2024.

² The chart reflects a hypothetical \$1,000 MXN investment (management and local taxes deducted, assumes reinvestment of dividends, coupons and/or capital gains calculated) calculated as of Oct 31, 2024.

³ Equity Funds' absolute returns in MXN (management and local taxes deducted according to the share class) as of Oct 31, 2024.

Investment return and principal value of an investment will fluctuate so that an investor's shares, when sold or redeemed, may be worth more or less than the original cost.

Past performance and does not guarantee future results. Performance could be positive or negative.

The Funds are regulated by Comisión Nacional Bancaria y de Valores (CNBV), local regulator for investment funds.