

# ACTIG+2

Specialized Local  
Fixed Income

Actinver | Asset Management

## FUND'S DESCRIPTION

October, 2024



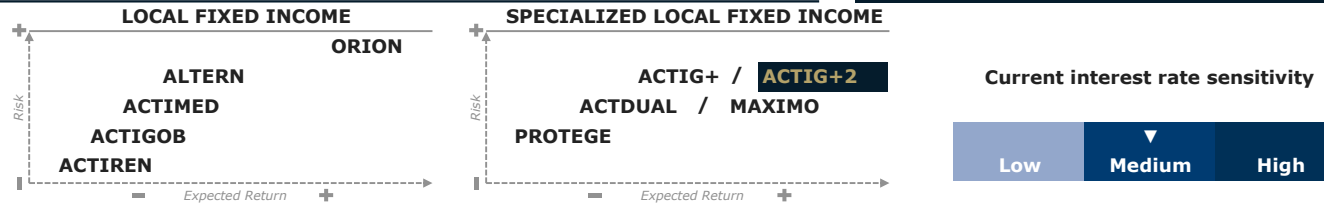
Medium-Term Fixed Income Fund, Low-Moderate Risk Profile and annual sales (early redemptions allowed with penalty).  
The fund offers fixed monthly payments during the one-year lock-in investment period.

## FUND KEY ASPECTS

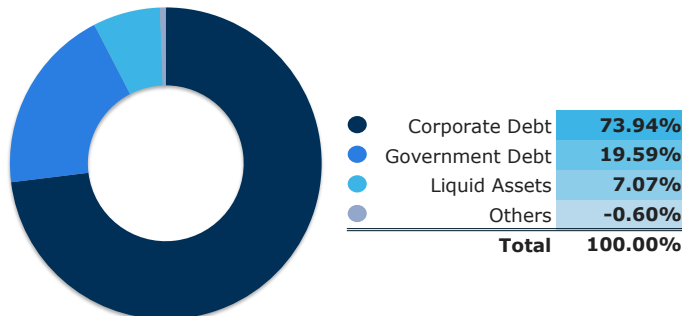


- The Fund's investment objective seeks capital appreciation above short-term debt instruments.
- The Fund offers fixed monthly payments during the one-year period, as opposed to other mutual funds.
- Ideal financial planning investment vehicle which provides short-term liquidity to service financial needs, whilst increasing investment capital in the long run.

## ACTINVER FUNDS

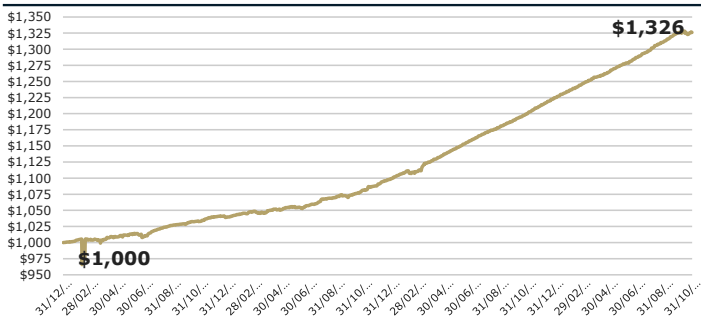


## ASSET CLASS BREAKDOWN<sup>1</sup>



<sup>1</sup>"Others" includes equity, fx, clearing thresholds and/or derivatives mark to market.  
<sup>2</sup>"Liquid Assets" includes 1-day government repo and/or deposit accounts in MXN, USD and/or EUR.

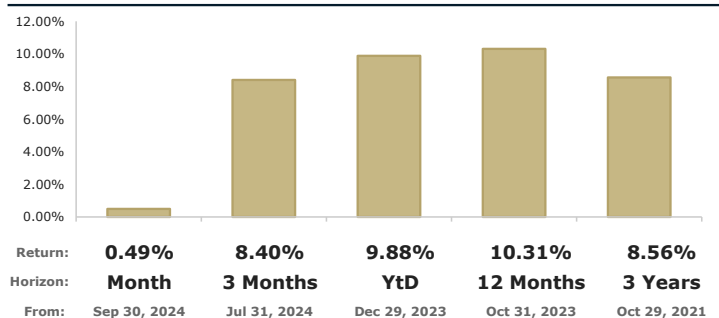
## GROWTH OF HYPOTHETICAL \$1,000.00 MXN<sup>2</sup>



## CURRENCY BREAKDOWN<sup>1</sup>



## CURRENT RETURNS AS OF OCT 31, 2024; IN MXN, ANNUALIZED<sup>3</sup>



## CALENDAR RETURNS; IN MXN, ANNUALIZED<sup>3</sup>

Share Class B	Jan	Feb	Mar	Apr	May	Jun	Jul	Aug	Sep	Oct	Nov	Dec	YEAR
2024	10.87%	11.06%	10.57%	7.99%	11.74%	10.22%	11.27%	12.24%	12.68%	0.49%			9.88%
2023	11.17%	1.96%	17.56%	11.92%	12.45%	12.11%	11.91%	9.17%	10.49%	11.08%	13.19%	11.72%	11.28%
2022	5.73%	4.67%	1.64%	1.19%	5.01%	2.80%	11.40%	3.54%	2.73%	9.95%	8.20%	11.53%	5.63%
2021	4.74%	0.28%	0.92%	4.85%	6.04%	-3.57%	12.34%	7.15%	2.30%	4.90%	8.43%	-0.14%	3.93%

Actinver | Asset Management

Acostúmbrese a ganar más@  
For more information, please visit:  
<https://www.actinver.com/fondos>  
<https://www.actinver.com/actig-2>

Call Center (CAT) +52 55-1103-6699

- Where to buy:
- Online Banking (e-Actinver)
  - Online Broker (Bursanet)
  - Actinver Brokerage Firm/Bank

Before investing please:  
Consider the investment objectives, risks, charges and expenses of the fund or annuity and its investment options. Contact Actinver for a free prospectus and, if available, summary prospectus containing this information. Read it carefully.

1. All data based on holdings as of Oct 31, 2024.  
2. The chart reflects a hypothetical \$1,000 MXN investment (management and local taxes deducted, assumes reinvestment of dividends, coupons and/or capital gains calculated) calculated as of Oct 31, 2024. Dividends not included.  
3. Fixed Income Funds' annualized returns in MXN (management and local taxes deducted according to the share class) as of Oct 31, 2024. Dividends not included.  
Investment return and principal value of an investment will fluctuate so that an investor's shares, when sold or redeemed, may be worth more or less than the original cost.  
Past performance and does not guarantee future results. Performance could be positive or negative.  
The Funds are regulated by Comisión Nacional Bancaria y de Valores (CNBV), local regulator for investment funds.