

ESCALA

USD Fixed Income

Actinver | Asset Management

FUND'S DESCRIPTION

October, 2024



Long-Term Fixed Income Fund, Low Risk Profile and a settlement date within 48 hrs. The fund mainly invests in Debt denominated in USD with a focus on American Corporate Debt.

FUND KEY ASPECTS



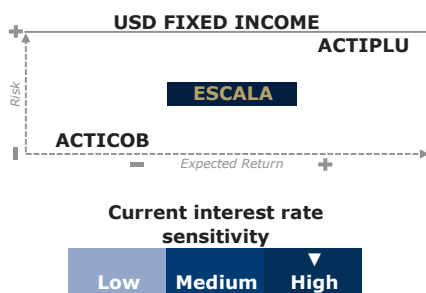
1. USD Long-term Fixed-income investment.
2. Exposure to investment grade US Corporate Debt.
3. The fund seeks capital appreciation in USD terms in the long term, within a selection of a portfolio with bond maturities ranging between 1 and 5 years.

Long-Term USD Dollar

KEY INFORMATION

Share Class	B	(1,716.1 mp)
ID Price Vendor	51_ESCALA_B	
ISIN	MX51ES0300D7	
Term	Long-Term	
Rating	AAA/2 HR	
Investor	Individual, Legal Entity, Non-Taxable	
Buy	Every business day	
Sell	Daily	
Settlement Date	48 hrs.	
AUM's (mp)	2,469.83	

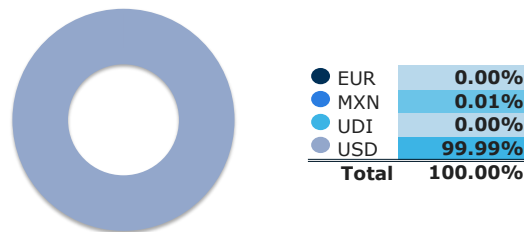
ACTINVER FUNDS




TOP 10 HOLDINGS¹

ID Price Vendor	Issuer	Sector	Weight
D5SP_TNOTB05_290815	US TREASURY N/B	Government	9.43%
D5SP_TNOTZ59_340215	US TREASURY N/B	Government	8.00%
D5SP_TNOTB28_270731	US TREASURY N/B	Government	7.87%
D5SP_TNOTS30_291115	US TREASURY N/B	Government	7.67%
D6SP_TBONE01_440215	US TREASURY N/B	Government	4.51%
D2SP_AMZNQ73_291201	AMAZON.COM INC	Consumer Discr...	2.50%
D2SP_MDLZU94_250504	MONDELEZ INTERNATI...	Consumer Stapl...	2.41%
D2SP_AZNL27_251116	ASTRAZENECA PLC	Health Care	2.04%
D2SP_AMGNV00_250221	AMGEN INC	Health Care	2.01%
D2SP_RDSAB65_281113	SHELL INTERNATIONA...	Energy	2.01%
Total			48.45%

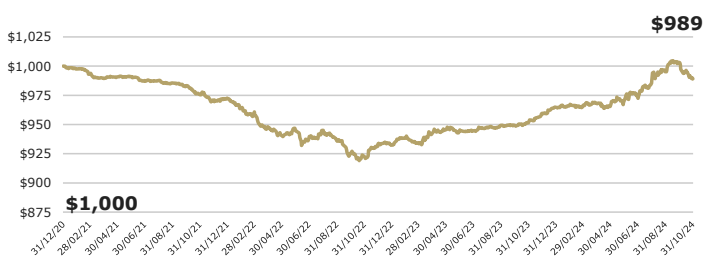
CURRENCY BREAKDOWN¹



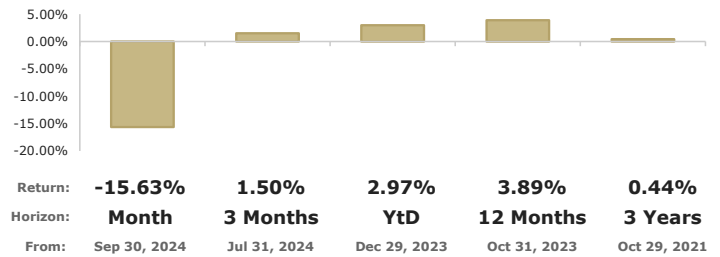
ASSET CLASS BREAKDOWN¹



GROWTH OF HYPOTHETICAL \$1,000.00 USD²



CURRENT RETURNS AS OF OCT 31, 2024; IN USD, ANNUALIZED³



CALENDAR RETURNS; IN USD, ANNUALIZED³

Share Class B	Jan	Feb	Mar	Apr	May	Jun	Jul	Aug	Sep	Oct	Nov	Dec	YEAR
2024	2.18%	-1.56%	4.52%	-4.28%	5.56%	6.94%	12.69%	11.95%	10.00%	-15.63%			2.97%
2023	7.91%	-5.39%	9.79%	4.10%	-0.72%	-0.12%	4.28%	1.73%	0.40%	2.36%	9.60%	7.56%	3.45%
2022	-10.55%	-7.26%	-11.64%	-8.53%	6.49%	-9.55%	8.95%	-9.18%	-13.98%	-2.65%	11.76%	1.30%	-4.10%
2021	-3.04%	-5.75%	-3.72%	1.67%	0.39%	-4.06%	-0.01%	-2.47%	-3.54%	-7.60%	-5.97%	1.95%	-2.71%

Actinver | Asset Management

Acostúmbrese a ganar más®
For more information, please visit:
<https://www.actinver.com/fondos>
<https://www.actinver.com/escala>

Call Center (CAT) +52 55-1103-6699

- Where to buy:
- Online Banking (e-Actinver)
 - Online Broker (Bursanet)
 - Actinver Brokerage Firm/Bank

Before investing please:
Consider the investment objectives, risks, charges and expenses of the fund or annuity and its investment options. Contact Actinver for a free prospectus and, if available, summary prospectus containing this information. Read it carefully.

1. All data based on holdings as of Oct 31, 2024.
2. The chart reflects a hypothetical \$1,000 USD investment (management and local taxes deducted, assumes reinvestment of dividends, coupons and/or capital gains calculated) calculated as of Oct 31, 2024.
3. Fixed Income Funds' annualized returns in USD (management and local taxes deducted according to the share class) as of Oct 31, 2024.
Investment return and principal value of an investment will fluctuate so that an investor's shares, when sold or redeemed, may be worth more or less than the original cost.
Past performance and does not guarantee future results. Performance could be positive or negative.
The Funds are regulated by Comisión Nacional Bancaria y de Valores (CNBV), local regulator for investment funds.