

EVEREST

Multi-Asset

Actinver | Asset Management

FUND'S DESCRIPTION

August, 2023



Multi-Asset Fund which invests in a diversified mix of debt and equity funds within local and foreign markets.

WHY INVEST IN OUR FUND?



1. Multi-Asset Fund with target volatility within a range of 5% to 11%.
2. The Fund includes a life and property insurance policy.
3. Historically, the fund has achieved returns above inflation, whilst simultaneously offers a personal and property protection.

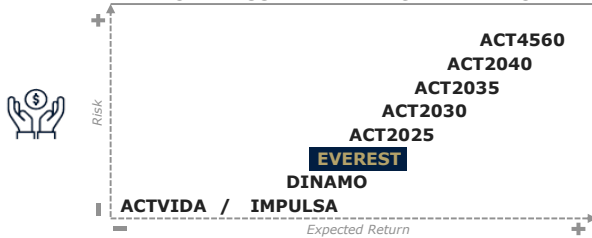
Discretionary

KEY INFORMATION

Share Class	B	(851.8 mp)
ID Price Vendor	52_EVEREST_B	
ISIN	MX52EV0000F0	
Term	Long-Term	
Rating	N/A	
Investor	Individual, Legal Entity, Non-Taxable	
Buy	Every business day	
Sell	Daily	
Settlement Date	48 hrs.	
AUM's (mp)	962.97	

ACTINVER FUNDS

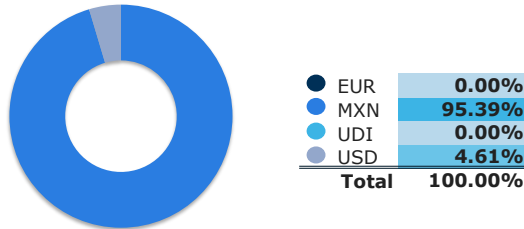
MULTI-ASSET AND TARGET DATE FUND




TOP 10 HOLDINGS¹

ID Price Vendor	Issuer	Asset Class	Weight
51_ACTICOB_FF	Actinver - Acticober...	Debt: Multi-asset	28.86%
51_ALTERN_FF	Fondo ALTERN SA de C...	Debt: Multi-asset	24.59%
52_ACTINMO_FF	Fondo Inmobiliario A...	Equity: REIT'S	10.65%
51_ACTIREN_FF	Actinver - Actirent ...	Debt: Multi-asset	9.68%
52_ACTIVAR_FF	Actinver - Activaria...	Equity: Local	4.64%
1ISP_CHIQ_*	Global X MSCI China ...	Equity: Global	2.07%
1_ACTINVR_B	Corp Actinver SAB de...	Equity: Local	1.10%
1ISP_SDIV_*	Global X SuperDivide...	Equity: Global	0.93%
1_ALTERNA_B	Alterna Asesoría Int...	Equity: Local	0.10%
FD_DEUA_SP23	0	FX	0.04%
Total			82.65%

CURRENCY BREAKDOWN¹

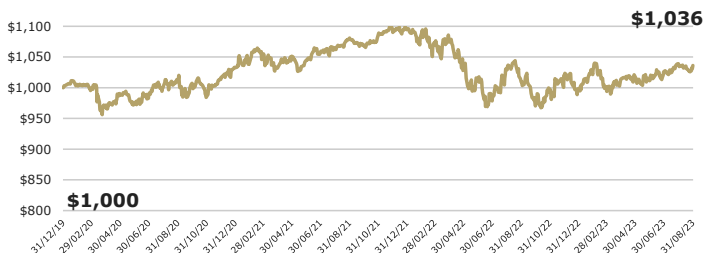


ASSET CLASS BREAKDOWN¹

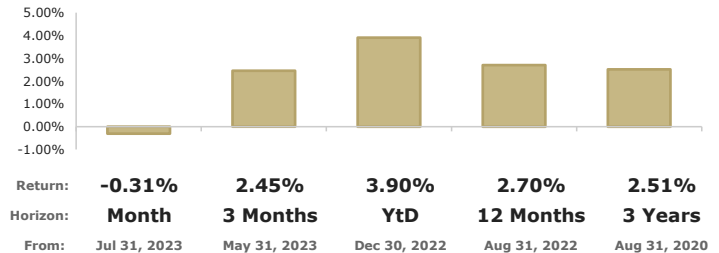


¹Others includes equity, fx, clearing thresholds and/or derivatives mark to market.
²Liquid Assets includes 1-day government repo and/or deposit accounts in MXN, USD and/or EUR.

GROWTH OF HYPOTHETICAL \$1,000.00 MXN²



CURRENT RETURNS AS OF AUG 31, 2023; IN MXN, ABSOLUTE³



CALENDAR RETURNS; IN MXN, ABSOLUTE³

Share Class B	Jan	Feb	Mar	Apr	May	Jun	Jul	Aug	Sep	Oct	Nov	Dec	YEAR
2023	3.23%	-3.06%	1.63%	0.69%	-0.97%	1.43%	1.32%	-0.31%					3.90%
2022	-0.62%	-1.30%	0.00%	-4.32%	-1.30%	-3.55%	5.28%	-2.08%	-3.83%	2.82%	2.25%	-2.25%	-8.96%
2021	0.54%	0.82%	-1.37%	1.86%	-0.61%	1.15%	0.51%	1.73%	-1.16%	1.15%	1.17%	0.20%	6.09%
2020	0.30%	-0.56%	-2.57%	1.78%	-1.60%	1.55%	1.46%	0.80%	-0.36%	-2.28%	3.00%	1.85%	3.24%

Actinver | Asset Management

For more information, visit www.actinver.com/fondos

Call Center (CAT) +52 55-1103-6699

- Where to buy:
- Online Banking (e-Actinver)
 - Online Broker (Bursanet)
 - Actinver Brokerage Firm/Bank

Before investing please: Consider the investment objectives, risks, charges and expenses of the fund or annuity and its investment options. Contact Actinver for a free prospectus and, if available, summary prospectus containing this information. Read it carefully.

1. All data based on holdings as of Aug 31, 2023.
2. The chart reflects a hypothetical \$1,000 Aug 31, 2023.
3. Equity Funds' absolute returns in MXN (management and local taxes deducted according to the share class) as of Aug 31, 2023.
Investment return and principal value of an investment will fluctuate so that an investor's shares, when sold or redeemed, may be worth more or less than the original cost. Past performance and does not guarantee future results. Performance could be positive or negative.
The Funds are regulated by Comisión Nacional Bancaria y de Valores (CNBV), local regulator for investment funds.